


# ASSEMBLY INSTRUCTIONS

# EEI-6844

V1.23.03.24



**Questions? Contact us!**

609.256.9000 • [cs@modway.com](mailto:cs@modway.com)  
[www.modway.com](http://www.modway.com)

**\*modway**



Read through all of the instructions before starting



Care instructions are listed in the last step of this manual

**Only use hand tools to assemble this item.** Do not use power tools. Do not tighten bolts or screws completely until all hardware is lined up and inserted into the holes.

Do not over-tighten screws and bolts to avoid stripping the hardware or cracking the item.



Approx. 30 minutes assembly time



Make sure you have all parts and components before discarding any packing materials

Assemble your item on a flat, carpeted area, with plenty of space to work. This will prevent damage and scratches to your floors or the item while you're assembling the product.

Keep all components and packaging out of reach of children or animals to avoid risk of choking or suffocation.







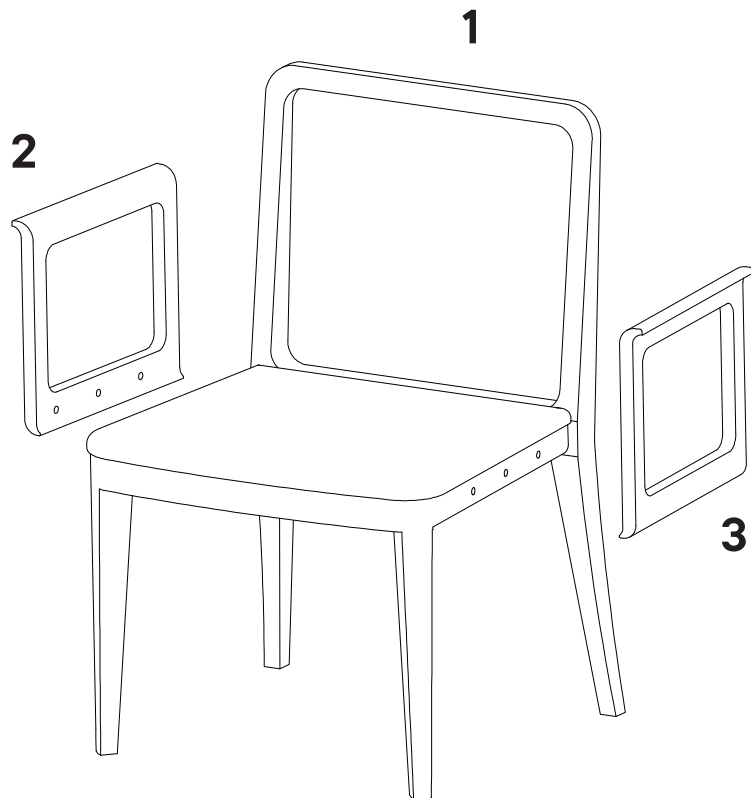
2 people recommended for assembly

## Furniture components:

1	Chair	x1
2	Left Side Frame	x1
3	Right Side Frame	x1

## Provided hardware:

A		JCBC Screw M6x60mm	x6
B		Spring Washer M6	x6
C		Flat Washer M6	x6
D		Allen Key M4	x1



**Wait!**

**Missing parts or hardware? Need assistance?**

Contact us before returning your item. We're here to help!  
609.256.9000 • [cs@modway.com](mailto:cs@modway.com)

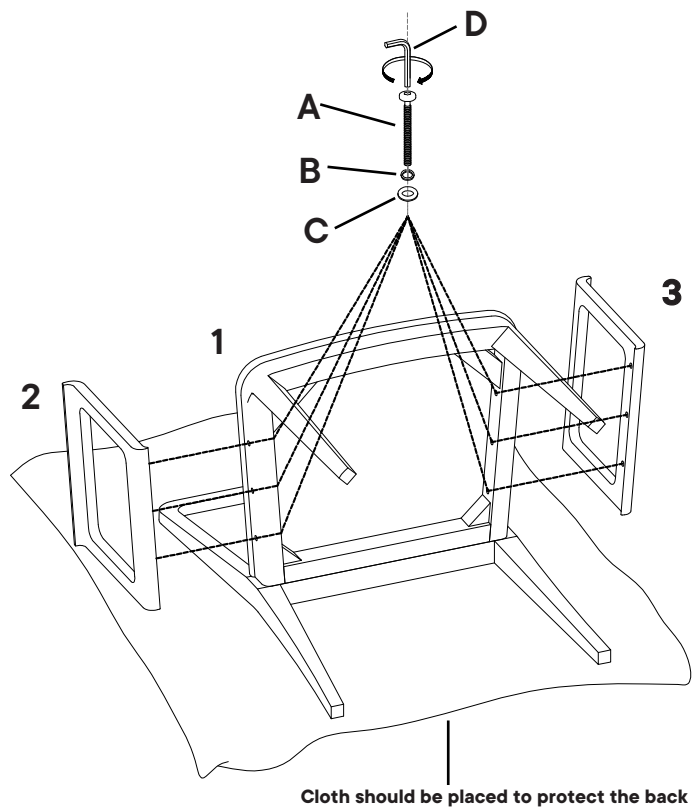
# Step 1

## HARDWARE

<b>A</b>	JCBC Screw M6x60mm	x6
<b>B</b>	Spring Washer M6	x6
<b>C</b>	Flat Washer M6	x6
<b>D</b>	Allen Key M4	x1

## COMPONENTS

<b>1</b>	Chair	x1
<b>2</b>	Left Side Frame	x1
<b>3</b>	Right Side Frame	x1



## Great job!

Your chair is complete and ready to enjoy.


### ♥ CARING FOR YOUR ITEM

Indoor use only.

Not contract grade.

Spot clean using a non-abrasive cloth and a mild cleaner.

Never use harsh chemicals, as they could damage the finish or integrity of the item.



CONNECT WITH US!   

Tag us @modway\_furniture and #modway for a chance to be featured.